

Together @ Home



Here are some activities you could do together as a family, begin with the story and then do as many or as few as you like, in any order.

Bible Passage

Today we will be exploring together, the story of Jesus appearing to his disciples!

You can find it in your Bible in:
John 20 v 19–31

Read the story together – choose a Bible translation or children’s story version which best suits your group.



Discussion

A question for adults to ask children

What were the disciples doing when Jesus came to visit them?

The disciples were scared, they thought they might be arrested or even killed for being friends of Jesus. They had locked themselves in together to hide. Jesus didn’t need the doors to be open, he appeared among them. The disciples were filled with joy and excitement when they saw Jesus alive. The wounds in his hands feet and side showed that it really was the same Jesus who they had seen die on the cross – he had risen from the dead!

A question for children to ask adults

*Can you think of a time in your life when you were scared?
What did you do to help yourself be brave?*

A prayer to say together

Dear God,

Thank you for the story of Jesus visiting the disciples. Even though we may be like the disciples, locked indoors and feeling scared help us know the same joy that they found by coming close to you.

Thank you for the task you gave to the disciples and that you give to us, to share the Good News about Jesus’ death and resurrection with others.

We pray for all those in the world who are feeling scared and trapped that they would come to know your joy.
Amen

Family Activity 1

You will need: Paper, pens

Jesus showed his hands to the disciples with the wounds from the nails in them. . It was only when Thomas saw the wounds that he really believed Jesus was alive.

On a piece of paper or card draw round the hands of each person in your household – colour and decorate them to represent the people in your family.

Once you have finished your design why not use it as a prayer focus point, you can place a hand onto each of the hand prints and pray for the person who it represents.





A verse to remember

Hebrews 11 v 1

“Faith means being sure of the things we hope for and knowing that something is real even if we do not see it.”

Try to learn this verse together, you could come up with some actions to help you remember it or decorate the verse on a piece of paper or card together and put it up somewhere to remind you of it through the week.

Family Activity 2

You will need: Paper and Pens, or a printout of the next page.

Jesus told the disciples “as the Father sent me, I now send you” – why not go on a treasure hunt around the house – follow the clues from room to room.

We’ve come up with some ideas on the next page but you can always write your own.



Family Activity 3

“I don’t believe it!” – an imagination game



Everybody sits in a circle – the first person describes something they are imagining is in the middle of the circle. e.g. “Look there is a pink frog!” Somebody else then replies “I don’t believe it!” “What do you see then?” says the first person. The new person must then describe something even more impossible. See how imaginative and ridiculous you can get with your descriptions! This game reminds us of Thomas who wouldn’t believe that Jesus was alive until he could see him!

Active Prayer

The final verse of our passage today looks at why John wrote his book. He wanted to share the stories of who Jesus was and of Jesus’ miracles with others so that they would know more about God’s love for them.

Write out the story of Jesus and Easter in your own words – you could even illustrate it with your own drawings.

Why not share the story with another family either by sending them pictures or by posting your story through their letterbox?

Pray for all those who read your story that they would learn more about God’s love for them by reading it.

Helping Older Children

Older children may be aware of the challenges of getting everything you need in shops at the moment. You may be eating different foods than usual in response to what is available.

The Bible tells us that God is “Jehovah Jireh” our provider. There are many stories of God providing for the needs of his people:

- Moses in the wilderness
- Elijah fed by Ravens/Elijah and the Widow
- Jesus feeding the 5000

Jesus spoke in Matthew 6 about trusting him for our provision and not worrying about what we will eat or drink. We can trust in God for our provision but also recognise that God may be providing for us in new and unexpected ways.

Print out or copy the clues onto pieces of paper, put them in the right places and you are ready for a treasure hunt! It is up to you how well you hide the clue at each of the places mentioned!

**We're going on a treasure hunt
Can you follow the clues?
The first one's hidden by the sink
we use when we go to the loo!**

This is the first clue – give it to whoever is following the trail.

Put this clue in your bathroom by the sink.

**Are you ready for the next clue?
We're sure you'll find it soon.
It's not a knife, it's not a fork.
But it is somewhere near a spoon!**

Put this clue with the underwear of one of your children

**Well done you're over half way there
We hope you're having fun
The next clue is on a window sill
The question is...which one?**

Put this clue in the drawer or container where you keep your cutlery

**I think I heard the postman
Delivering the mail
So travel to where your post arrives
For the next clue on this trail**

Put this clue on a window sill

**This clue is feeling sleepy
Perhaps it needs a snooze
Or maybe it is "under cover"
It's in a bed. - but whose?**

Put this clue by your letterbox or wherever your post is delivered to

**Well done you're doing really well
Will you find this more tricky?
Our next clue's hidden where you'd
go to make a cup of tea!**

Put this clue inside somebody's bed.

**Our trail is nearly over
Can you find our greatest prize?
With stories full of Jesus
This book is treasure to the wise**


Put this clue by your kettle

**Another clue to is hidden
But can you find its lair?
It's hiding in the same place that
you keep your underwear!**

This is the final verse of the trail, put it with a Bible.

**That's it you've followed all the clues
Here's something to be treasured
The word of God is priceless
It's worth cannot be measured!**

A colouring page you could print and colour together




Puzzle Sheet

Thomas said he would not believe that Jesus was alive until he had seen him with his own eyes. How many pairs of eyes can you find hidden on the page?


When Jesus rose from the dead he visited his friends the disciples. Can you pair up the matching disciples and find the odd one out who is missing a partner?

Colour in the picture so that the pairs still match!



Our memory verse this week reminds us that faith means believing in something you cannot see. Even though we cannot see God we know that He is with us. Draw a picture below of what you think God looks like.

There are 9 differences between the two pictures can you spot them all?



There are 7 pairs of eyes hidden on the page