


Activity Pack



Activity Pack

Friend of Little Children

This Activity Pack contains lots of fun ideas to help families explore the story and theme from the Cheeky Pandas episode "The Friend of Little Children". Find out more about how Jesus welcomed the little children and how we can be a good friend and show respect to everyone we meet.

You can watch the Cheeky Pandas episode "The Friend of Little Children" at cheekypandas.com

For more Cheeky Pandas fun, head to raiseupfaith.com you'll find lesson plans (including even more activities and games) for churches to use in children's ministry, as well as collective worship sessions, perfect for primary schools.



It's in the Bible!



Jesus said, "Let the little children come to me. Don't stop them, because the kingdom of heaven belongs to people who are like these children."
Matthew 19:14 (ICB)

Let's chat!

What's the best gift you've given someone else?


What's the best gift you've been given?

What do you wish you were the best at?

Let's Think!

The Cheeky Pandas all wanted to be the best in the band and this caused all sorts of trouble. Doing our best and working hard is great but it's important to celebrate everyone's skills and talents.

Write some friends names in the medals and decorate them with drawings of what they are really good at.



Food Challenge



Today we are making Heart Treasure Cookies


You will need:

- Plain cookies
- Icing or frosting
- Sprinkles
- Heart cookie cutter



1. Prepare the area for decorating the cookies and wash your hands.
2. Spread or pipe frosting on the top of your cookie.
3. Place the heart cutter on top of the cookie and sprinkle the sprinkles inside the heart shape!
4. Enjoy eating your heart cookie or giving it to someone else.


How much do you love your Cookies? Colour in the hearts to give your cookies a score out of 10



Let's Pray



What would you like to tell Jesus right now, if you could run up to Him and tell Him anything? Write in the speech bubble what you want to tell Jesus.



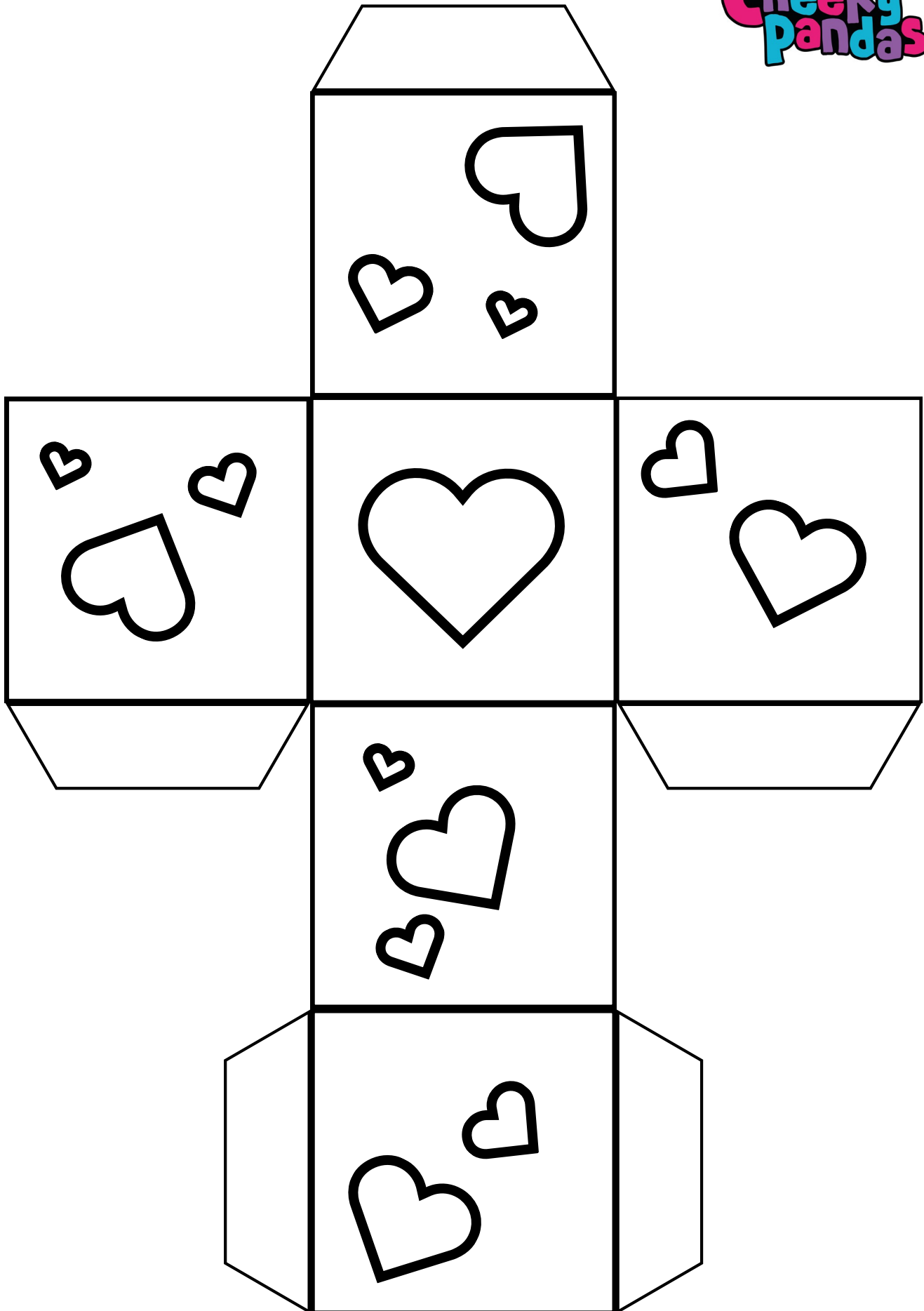
**Dear God,
Thank you that Jesus loves us and welcomes us all. Thank you that you know us and love us and even think we're special. Thank you for the story and our time together today. AMEN.**

Let's make

Today, we are making a Free Gift Box!

- 1. Cut out the template on the next page and decorate it with markers and stickers.**
- 2. Fold all the lines and glue the tabs.**
- 3. Fill the box with items you think would make a lovely gift for someone else and give it to them.**

Free Gift Box Template



For more Cheeky Pandas fun, head to [Raiseupfaith.com](https://www.raiseupfaith.com). You'll find lesson plans (including even more activities and games) for churches to use in children's ministry, as well as collective worship sessions, perfect for primary schools.