


# Activity Pack



# Activity Pack

# The Servant King

This Activity Pack contains lots of fun ideas to help families explore the story and theme from the Cheeky Pandas episode "The Servant King". Find out more about how how Jesus washed His disciples feet at the last supper. Jesus is the servant king. It challenges the children to think about how they show love to each other with real kindness and humility.

You can watch the Cheeky Pandas episode "The Young Hero and the Horrible Giant" at [cheekypandas.com](http://cheekypandas.com)

For more Cheeky Pandas fun, head to [raiseupfaith.com](http://raiseupfaith.com) you'll find lesson plans (including even more activities and games) for churches to use in children's ministry, as well as collective worship sessions, perfect for primary schools.



# It's in the Bible!

**"I, your Lord and Teacher, have washed your feet. So you also should wash each other's feet. I did this as an example for you. So you should do as I have done for you." John 13:14–15 (ICB)**

## Let's chat!

**What was your favourite part of the Cheeky Pandas episode?**


**When have you had a special meal with your family or friends?**

**What did you do?**

**How do you feel when you hear that God's big plan for the world was sending Jesus?**

## Let's Think!

**Look at the picture of food for 30 seconds and then cover it with a piece of paper. Try to draw the same picture in the box on the right. How many different types of food can you remember?**



# Food Challenge


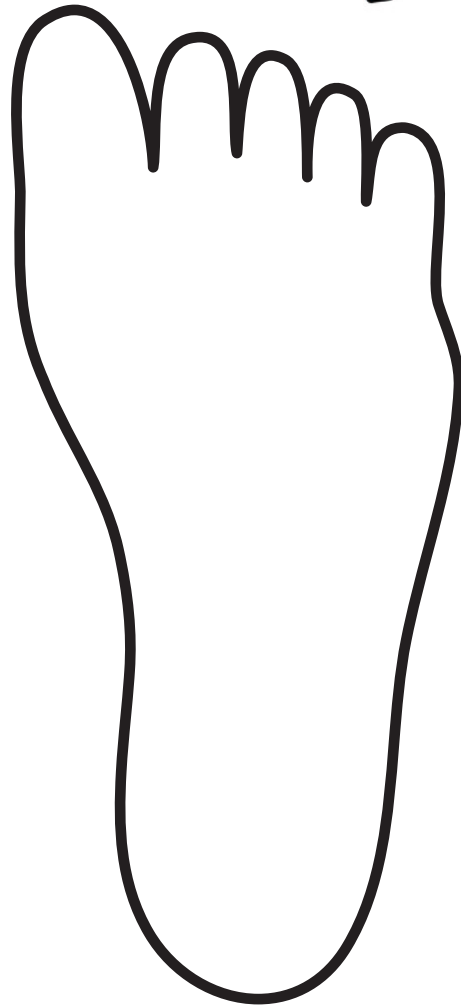


Today we are making Cheesy Feet!


You will need:

- Ready rolled puff pastry
- Butter
- Grated cheese
- A child safe knife
- A baking tray and baking paper

1. Cut out the foot template.
2. Prepare the area for making the cheesy feet and wash your hands.
3. Ask a grown up to turn the oven on to a high temperature.
4. Lay out the puff pastry and put the foot template on top. Pop it on the baking paper on the baking tray.
5. Cut around the template with the knife.
6. Spread butter on top of the pastry foot cut out and sprinkle cheese on top of that.
7. Ask a grown up to put it in the oven for about 10 – 15 minutes (depending on your puff pastry pack) until it is golden brown.
8. Wait for your cheesy feet to cool and enjoy!




How much do you love your Cheesy Feet? Colour in the hearts to give your snack a score out of 10.



# Let's Pray



**We can chat to Jesus all the time about anything. Tell Jesus about how the story of the Last Supper makes you feel.**



**Dear God,  
Thank you for the way that Jesus showed his love for his friends, and also, how Jesus showed his love for us. Help us to love others the way Jesus loved others while he was on earth – in down-in-the-mud kind of ways! AMEN.**

## Let's make

**Today we are making a serving jar!**

- 1. Ask your grown up for an old jam jar (it doesn't need a lid).**
- 2. Decorate your jam jar with permanent markers, stickers, and anything else you want!**
- 3. Cut strips of blank paper and on each paper strip write down a way you can help your family, friends or community in a servant hearted way.**
- 4. Put these strips of paper in your jar and as a family pull them out one at a time and make plans to do them.**

**Some examples:**

- Washing up and putting away the dishes**
- Preparing a meal for someone**
- Litter picking your local area**
- Writing a card to someone you haven't seen in a while**
- Donating to the local food bank**

**Jesus washed His disciples feet because they were dusty and dirty. Decorate this pair of flipflops as a reminder of the story.**

